

Prefix or Serial Number 1 Part Number or Keyword 2

NAVIGATE SEARCH

Announcements External Links Coming Soon

Welcome to Service Information System (SIS) 2.0

Release 55 is now live! This [short video](#) demonstrates the new features included.

Not sure where to start? Click [here](#) for the SIS 2.0 Quick Start Guide, Training Videos and FAQs.

Want to learn more? Click [here](#) for the SIS 2.0 quarterly webinar schedule.

IMPORTANT PRINTING INFORMATION: One time update needed to display content when printing.

- Chrome and/or Edge users: *settings>print>more settings>background graphics* - ensure that the box is checked
- Firefox users: *"hamburger" (3 bar menu button)>print>page set up>print background* - ensure that the box is checked



SIS 2.0

plunkja ▾

Wheel-Type Loader > 980H > JMS
1 - 50 of 548 results

View: 50 ▾ Page 1 / 11 < >

Filters

Date

All

Last 7 Days

Custom Range

Information Type

Applied Failure Analysis (1)

Bench Test Procedures (3)

Contamination Control Guidelines (17)

Custom Service Information (5)

Disassembly And Assembly (31)

Engine News (5)

Information Release Memo (2)

Operation And Maintenance Manual (55)

Parts Identification (16)

Reuse And Salvage Guidelines (35)

[+ Show More](#)

Systems

Air Inlet And Exhaust System (16)

Air System (1)

Asphalt Spray System (2)

Basic Engine (33)

Braking System (44)

Combine Header (4)

Cooling System (38)

Differential Steering System (5)

Electrical And Starting System (78)

Electrical System (15)

[+ Show More](#)

SMCS Code

0100 – Fundamental Knowledge & Theory (1)

0113 – Fluids & Hydraulics (1)

0353 – Safety (1)

0355 – Transportation & Storage (1)

0372 – Inspection, Diagnostic & Performance Test Information (1)

Product Configuration

980H_WHEEL Loader
Serial Number: JMS00228

Water Temperature Regulator - Test

Remove the water temperature regulator from the engine.
Testing And Adjusting
2011/04/25

Water Temperature Regulator Housing

... Typical example Table 1 Specification for 329-9776 Regulator Housing Item Qty Part Specification Description 1 ...
Specifications - C15 and C18 Engines for Caterpillar Built Machines (SENR6831-00)
2015/09/27

Cooling System Water Temperature Regulator - Replace

Illustration 1 g01030547 Replace water temperature regulator (1) in order to reduce the chance of problems with the cool...
Operation And Maintenance Manual
2004/11/01

Alternator And Regulator

Specifications
2015/09/27

Water Temperature Regulator Housing

...ation 1 g02836276 Table 1 Specification for 137-7331 Regulator Housing Item Qty Part Specification Description 1 ...
Specifications - C15 and C18 Engines for Caterpillar Built Machines (SENR6831-00)
2011/07/13

Water Temperature Regulator Housing

...he lip type seal (2) is installed in the water temperature regulator housing (1).
Specifications
2015/09/27

Water Temperature Regulator Housing

Specifications - C15 and C18 Engines for Caterpillar Built Machines (SENR6831-00)
2011/10/23

Alternator And Regulator

... 4 ± 1.0 N·m (38.9 ± 8.9 lb in). 4 1 185-2648 Voltage Regulator As Voltage setting requires no adjustment.
Specifications
2015/09/27

444-0532 Kit-Oil Cooler & Lines Gasket

444-0532 KIT-OIL COOLER & LINES GASKET
S/N TXG1-UP; JMS1-UP; LHX1-UP
CONTAINS THE GASKETS & SEALS TO ASSEMBLE & REINSTALL THE OIL COOLER(S), OIL FILTER BASE & ATTACHING LINES
PART OF 445-9257 KIT-ENGINE OVERHAUL
FIELD REPLACEMENT FOR 346-7524 KIT-GASKET, 305-8220 KIT-GASKET
FOR USE WITH 225-0992, 280-9912, 313-5619, 235-4692, 303-1581

SIS 2.0 QUICK START GUIDE

Caterpillar: Confidential Green

CAT SIS 2.0

Q

plunkja

Wheel-Type Loader > Wheel Loader > 980H > JMS

Parts Repair Service

jms228

- 980H (JMS 1-99999)
- 980H (JMS 1-512)
- 980H (JMS 1-3999)
- 980H (JMS 1-2170)

Machine

- 3000 Service Hour Maintenance Perform (3000 Hour Interval)
- 6000 Service Hour Maintenance Perform (6000 Hour Interval)
- 12000 Service Hour Maintenance Perform (12000 Hour Interval)
- PM 1 Perform (250 Hour Interval)
- PM 1 Perform Initial (250 Hour Interval)
- PM 2 Perform (500 Hour Interval)
- PM 2 Perform Initial (500 Hour Interval)
- PM 3 Perform (1000 Hour Interval)
- PM 4 Perform (2000 Hour Interval)
- When Required Perform (30000 Hour Interval)

U.S. Customary Metric

Sales Model: 980H
Serial Number Prefix: JMS
Serial Number Range: 00001-99999
Source: Caterpillar

Description: 6000 Service Hour Maint Perform
SMCS Codes: 7543 540
Total Hours: 0
Last Updated: 19-Jul-2020

Complexity: Easy - Repairs that involve common hand tools; Mechanical ability required; Requires no testing; Minimal instructions needed (OMM instructions are all that is needed).

Operation / Arrangement: Seat Belt Replace With New
SMCS Codes: 7327 511

Part Number	Description	Replacement	Reqd		Notes
222-0345	Seat Belt GP RETRACTABLE, 3-IN	Required	1	1	

Operation / Arrangement: Seat Belt Replace With New
SMCS Codes: 7327 511

Part Number	Description	Replacement	Reqd		Notes
238-7019	Seat Belt GP RETRACTABLE, 51-MM	Required	1	1	

Operation / Arrangement: Hydraulic System Drain / Refill Oil
SMCS Codes: 5050 44

Part Number	Description	Replacement	Reqd		Notes
HYDO 10	Hydo Advance 10	Required	33		
126-1818	Filter-Oil ULTRA HIGH EFFICIENCY	Required	1	1	
5P-2413	Regulator AS-Air	Tool	1	0	

Operation / Arrangement: Engine Cooling System Add Coolant Extender
SMCS Codes: 1350 538

Part Number	Description	Replacement	Reqd		Notes
119-5152	Eic Extender	Required	2	2	

Operation / Arrangement: Thermostat/water Temp Reg Replace With New
SMCS Codes: 1355 511

Part Number	Description	Replacement	Reqd		Notes
248-5513	Regulator-Temperature 10-DEG C	Required	2	2	
3S-9843	Seal-Lip Type	Required	2	2	

2

1

15

Water Temperature Regulator - Remove and Install - Engine In Chassis (REN8663)

SMCS - 1355 102340903

Removal Procedure

1. Open the engine hood.
2. Drain the engine coolant. Refer to Operation and Maintenance Manual, "Cooling System Coolant (ELC) - Change".
3. Open the engine side panel that is located on the left side of the machine.


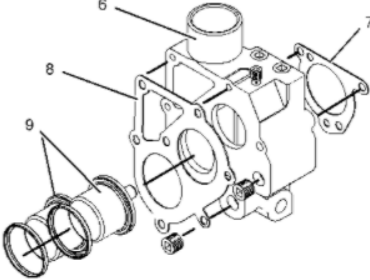







Illustration 1 g01094937

4. Loosen clamps (1) and (4). Disconnect hoses (2) and (3).
5. Remove bolts (5) and housing (6).



©2020 Caterpillar Inc. Privacy & Legal


SIS 2.0





ptunkja

Wheel-Type Loader > 980H > JMS

Parts Repair Service

All Configurations

Systems And Components

- Braking System
- Electrical And Starting System
- Engine And Related Systems
- Frame And Body
- Hydraulic System
- Implements
- Machine Arrangement
- Operator Station
- Power Train
- Service Equipment And Supplies
- Steering System
- Work Tools

Service Letters (PIP/PSP) [SIMSi](#) [TMI](#)

980H_WHEEL Loader
Machine Serial Number - JMS00228

C15_ENGINE - Machine
Engine Serial Number - LHX00116

Product - Entire Group (JMS00228)

Part Number	Serial Number	Part Name
235-5277		Warning GP-Backup
175-4199		Guard GP-Power Train
235-5315		Air Conditioner AR
235-5313		Starting Aid GP-Ether
225-5537		General AR
197-5474		Mirror GP-Rear View
133-1640		Protection GP-Vandalism
7K-5636		Cover GP-Xmsn Oil Filler Cap
225-5636		Tractor AR
187-5317		Bucket GP-General Purpose
109-6213		Edge GP-Cutting
199-8529		Control AR-Ride
165-6177		Tire & Rim AR
1000	LHX00116	Engine
236-4440		Plate & Film GP

Engine - Entire Group (LHX00116)

Part Number	Change Level	Part Name
225-0992	05	Engine AR-Complete

6

🛒 Cart My Lists

Shopping Cart

Order ID: Work Order: Segment: Operation:

📄 SAVE MY LIST 📄 📄 📄

You can [add a note](#) to this order.

Quantity	SMCS	Serial Number	Part Number	Part Name	Group Number	Group Name	Note
✕ <input type="text" value="1"/>	1375	jms228	139-3550	Gasket-Regulator	214-9045	Cooler & Lines GP	<input style="border: 1px solid black; width: 20px; height: 20px; text-align: center; vertical-align: middle;" type="text" value="+"/>
✕ <input type="text" value="2"/>	1375	jms228	248-5513	Regulator-Water Temperature	214-9045	Cooler & Lines GP	<input style="border: 1px solid black; width: 20px; height: 20px; text-align: center; vertical-align: middle;" type="text" value="+"/>
✕ <input type="text" value="2"/>	1375	jms228	3S-9643	Seal-Lip Type	214-9045	Cooler & Lines GP	<input style="border: 1px solid black; width: 20px; height: 20px; text-align: center; vertical-align: middle;" type="text" value="+"/>
✕ <input type="text" value="1"/>	1375	jms228	4N-1156	Gasket-Regulator Cover	214-9045	Cooler & Lines GP	<input style="border: 1px solid black; width: 20px; height: 20px; text-align: center; vertical-align: middle;" type="text" value="+"/>

[Delete All](#)

Add Part

ORDER PARTS Price And Availability

PREFIX OR SERIAL NUMBER FIELD

1

AutoSuggest has been implemented for the Prefix or Serial Number field. Simply begin typing a product family, model or prefix to view suggested results. Exact matches will display at the top of the list.

NEW INFORMATION IN LAST 7 DAYS

4

Click the newspaper icon to view all new information added in the last 7 days.

USER MENU

7

Click on your User ID in the top right corner to view user access. You can also review Privacy & Legal information from here.

PRODUCT STRUCTURE

10

Use the Navigate button directly from the Home page (Prefix or Serial Number required) or click on a part from the Search Results. This will show the Systems and Components breakdown of the product. If a part is selected, it will display the part under the appropriate Systems and Components.

ALTERNATES

13

Alternate parts can be found inline with their standard part in the Individual Parts consist. If available, some Kits will also be shown at the Group level. You can also search for alternate part numbers like you would any other query.

PIP/PSP, SMSi, TMI LINKS

16

If information for your product is available in other systems, links to those systems will be available on the Product Configuration page. While these links may appear active, they may not be available based on your user profile.

SEARCH

2

All search items in current SIS are incorporated into the "Part Number or Key word" field in SIS 2.0 including Basic Search, Advanced Full Text Search, Filters Search, SMCS Code Search, and Media Search. Providing a Prefix or Serial Number will narrow your results.

EXTERNAL LINKS

5

Links to external resources can be found under the External Links icon in the system header. Selecting these links will open a new browser tab and maintain your current session in SIS 2.0.

QUICK FILTERS

8

Quick Filters can be used to quickly narrow your search results. The gear icon represents Parts results. The page and book icons represent Service Articles and Service Publications results, respectively. To return to All results, click the globe icon.

WHERE USED

11

Click the Where Used tab to view a list of other products where the current part is used. You will only be able to view other products and prefixes that you have access to based on your user profile.

REPAIR TAB

14

Allows you to access Maintenance Interval Schedules and Preventative Maintenance Lists for your product.

PRODUCT CONFIGURATION

17

In SIS 2.0, As Shipped is known as Product Configuration. If a complete Serial Number is provided, and invoice information is available, you can use the Navigate button from the Home Page or the Product Configuration result in the Search Results. This will show you the Bill of Material or BOM for your product.

LANGUAGE

3

Click the globe icon to change the display language of SIS 2.0.

SHOPPING CART

6

The Shopping Cart icon can be used for ordering parts, parts pricing, and parts availability.

CHANGE PRODUCT CONFIGURATION

9

When viewing Parts information, you can select a different Product Configuration or Parts Manual by selecting an option from the dropdown. This option is only available for Parts information and will update the Systems and Components information based on the new selection.

INFORMATION

12

The Information or "I" button is available beside each applicable part. Selecting it opens a new window that contains additional information such as the weight of the part, if it is returnable, replacement parts, as well as links to Service Articles.

DOCUMENT STRUCTURE

15

Use the Navigate button directly from the Home page (Prefix required) or click on a Service Article or publication from the Search Results. This will display all the document information that is available for your product. Selecting the '+' will expand the document type to show Service Articles and stories. Content in this pane will vary based on your user profile.